










Markle Industrial Park Zoning Map

Zoning Classes

	A	Agriculture
	M-1	Light Manufacturing
	AB	Accommodation Business
	GB	General Business
	OS	Open Space

-  Markle Industrial Park/
Town Boundary
-  Parcel Boundaries
-  12 Inch Water Main
-  12 Inch Sanitary Sewer

